

THE WALKING FOREST

By Christiane Jatahy

Inspired from "Macbeth", by William Shakespeare



TECHNICAL REQUIREMENTS

This technical file is the basic technical requirements for a standard venue. They are indicative and will be completed according to particular venues, by means of specifications and adaptations agreed upon directly between the venue and the company.

Altogether, these specifications will constitute the technical requirements sheet which is entirely integrated into the contract.

The company cannot be held responsible for the announcement of performances by the theatre before a definite technical agreement has been reached.

***VIDEO INSTALLATION = THEATER + FILM =
REALITY + FICTION = THE WALKING FOREST***

In the video installation there are four screens with four interviewees, the idea is to change one interviewee from each city or country, remaining three interviewees from Brazil and one from the city/country.

The steps of the performance are;

1. the video installation is open to the audience. There is an open bar like a vernissage.
2. Someone from the staff (theater or company) is in the door offering "walkie-talkie"/radios for the audience. She/he explains that the public has two ways to be in the work: only watching or participating with Christiane's direction/instructions. The participation is very subtle, they receive some indications to do things in a very discreet way and we shot the actions. These actions will be part of a film that the audience will see in the end.
3. The performance run around 60 minutes, and we can do three times with 60 minutes break.
4. The content of the video installation is about young people who had their life violently crossed by the actual political/economic system. Because of the greed of the power and money. As in Macbeth and but also as common man, like us, like the audience, depends of our choose. And the film is about before the crime, when the witches provokes the worst wishes. The crime is in the real world between the fiction and the reality.

The films of the video installation.

1. Prosper - immigrant from Congo, His father was killed by the government and he was tortured during two years before get to run. He is refugee in Brazil.
2. Michelle - her uncle, Amarildo, was murdered by the police in favela. It was a iconic case who involved the UPP, government and the workers who lives in Rocinha.
3. Igor - he is a student of History who was arrested for seven months in Rio in a more violent and famous prision because he participated and was one of the organisers of the big political movement in the streets in Brazil last year. Without any crime, he was arrested in a democratic country. He is a political prisoner.
4. This is the screen that we think to change by new interviewee in each country or city where we present the project.

01 - CONTACTS

Diffusion-Production Europe :

Le CENTQUATRE-PARIS

Marcelle Pamponet

Administratrice de production et de diffusion

m.pamponet@104.fr

t + 33 (0)1 53 35 50 37

Tour manager :

Henrique Mariano

+ 55 11 982459415 (mobile)

henriquemariano (skype)

marianohenrique@h2eproducoes.com.br

02 - SPACE

Ideal size: 15x20m (minimum 12x15m)

Always we need validate the venue with the adaption plans

hight minimum 4m, ideal 6m

the size of space determines the number of the audience

the floor must be covered with black linoleum and the walls must be black or dark

SCENERY

- The space must be rid of all elements not used in the performance (screens, sets, piano, etc)
- The fly system must be entirely empty (the pipes must be visible, there will be no borders)
- We need wireless internet connection on space

OBS: We ask to be sent to us the plans for the venue, so we can draw our set on the space suggested for the performance. This is essential because since we have a box truss structure on stage/space, this can make a difference on the final number of spectators.

BOX TRUSS (Q30)

STANDARD (for each venue a plan adapted must be approved before the venue rent the truss)

- 22 pcs 2m
- 06 pcs 0,50m
- 08 pcs 30x30cm
- 08 hoist 500kgs

Machinery (provide by the venue)

- Stage Risers: 6 pcs 1x2m (0,90 high)
- Stage Risers: 6 pcs 1x2m (0,40 or 0,50 high)
- Black fabric and black carpet for 6 risers (0,50 high) .
- Black fabric for the 4 risers of the bar (0,90 high).
- (we bring black linoleum/marley for the top of the bar).
- 1 border (2.50 high, 12 long)+ 2 legs: for the mirror truss.





LA FORÊT QUI MARCHE - 104 / AT4 *jean*

VIDEO INSTALATION/SCENERY - PICTURES





03 – LIGHT (provide by the venue)

Agrupamento - A floresta que anda			
CANAL	EQUIPAMENTO	QUANTIDADE	NOME DA LUZ
1	ETC 750w 50° or RobertJ 613s	2	Foco Julia cadeira
2	ETC 750w 50° or RobertJ 613s	1	Aparição atrás da Julia
3	ETC 750w 50° or RobertJ 613s	2	Lateral Julia espelho
4	ETC 750w 50° or RobertJ 613s	1	Aquario
5	ETC 750w 50° or RobertJ 613s	1	Balcão Direito
6	ETC 750w 50° or RobertJ 613s	3	Balcão Central
7	ETC 750w 50° or RobertJ 613s	1	Balcão Esquerdo
8	ETC 750w 50° or RobertJ 613s	2	Area bolsa
9	ETC 750w 50° or RobertJ 613s	3	Pino Area frontal
10	ETC 750w 50° or RobertJ 613s	2	Area queda
11	ETC 750w 50° or RobertJ 613s	2	Lateral Bar esquerda
12	ETC 750w 50° or RobertJ 613s	2	Lateral Bar direita
13	ETC 750w 50° or RobertJ 613s	2	House mix
14	ETC 750w 50° or RobertJ 613s	1	Aparição mulher
15	ETC 750w 50° or RobertJ 613s	1	Aparição homen no chão
16	Mini Par20 50W 30°	1	Peixe balcão
17	Mini Par20 50W 30°	1	Porco Hose mix
18	Mini Par20 50W 30°	1	Chão House mix
19	ETC 750w 50° or RobertJ 613s	4	Cubos exposição
20	PC 2K	8	Pino House mix

Equipment	
ETC 750w 50° or RobertJ 613s	30
Mini Par20 50W 30°	3
PC 2K	8
Dimmer 4Kw	32
Digital console ETC sartfade or similar	1

OBS:

- This is a basic light rider that might need bigger quantities of light projectors according to the size of the space where we will perform
- All projectors must be discreet is more like a exhibition/video installation than a theater play
- The desk will be behind the wall/mirror of the set

[illegible]


04 –SOUND (provide by the venue)

MAIN MIXER – **1 x YAMAHA CL5** or **YAMAHA M7** or **YAMAHA LS9 32** + **1 x YAMAHA LA1L Mixer Lamp** or similar mixer lamp.

IMPORTANT: if the chosen mixing console is an LS9, **it has to be the LS9 32 model** (as the model LS9 16 does not provide enough outputs).

HOUSE MIX MONITORS – **1 x** active speaker **GENELEC 8020** or **YAMAHA HS7** or **HS5**.

SCREEN SPEAKERS – **4 x** active speaker **GENELEC 8020** or **YAMAHA HS7** or **HS5**, or similar



MAIN ROOM SPEAKERS – **6 x** active PA system sets (subs + satellites, 3 pairs of sets) **HK ELEMENTS** (model **Smart Base** or **better**) or **BOSE L1 1S/B1**.

LAVALIER MICROPHONES – **4 x** wireless systems **SHURE ULX-D** (**ULXD4** rack-mount receiver + **ULXD1** bodypack transmitter) + **4 x Shure WL93** omnidirectional lavalier microphones
or

4 x wireless systems **Sennheiser ew 112 G3** (**EM 100 G3** rack-mount receiver + **SK 100 G3** bodypack transmitter) + **4 x Sennheiser ME 2** omnidirectional lavalier microphones.

IMPORTANT: In any case, the systems must come with their respective bodypack transmitters' **belt clips** and **microphone clips**. The microphones **must be black**.

DYNAMIC MICROPHONES – **2 x** dynamic microphones **SHURE SM58** and **SM57** (or better, with the respective XLR cables) + **3 x** microphone stands.
DYNAMIC MICROPHONES HANDLE - 1x SHURE , SENHEISER

IN EAR MONITORS – **5 x** wireless in ear monitor sets **SENNHEISER EW 300-2 IEM G3** with the respective **in ear** discreet headphones as on this picture

CDJ – **1 x** CD player **PIONEER CDJ 200** or better.

10 x DI BOXES (with the respective INSTRUMENT and XLR cables)

30 Card Radios 99C with earphones +
1 transmitter Card Radio 99T with his micro

OBS.: these radios will be used by the audience
Please, you have to provide a desk in the entrance as on the picture.



Input/Output list – The Walking Forest

• Inputs

Channel 1:	Lavalier microphones	
Channel 2:	Lavalier microphones Spare	
Channel 3:	Lavalier microphones	
Channel 4:	Lavalier microphones Spare	
Channel 5:	FROM MIXER/CONSOLE STAGE L	
Channel 6:	FROM MIXER/CONSOLE STAGE R	
Channels 7 to 10: AUDIO INTERFACE #1	Projection screens (from video computer)	
Channels 11 to 14:	AUDIO INTERFACE #2	LOGIC
Channels 15 and 16:	COMPUTER (3,5 mm)	
Channels 17 and 18:	CDJ (L+R)	
Channels 19 and 20: screens AUDIO INTERFACE #1	Copy Channels 9 and 10:	Projection
Channels 21 to 24: screens AUDIO INTERFACE #1	Copy Channels 7 to 10:	Projection
Channels 25 to 28: screens AUDIO INTERFACE #1	Copy Channels 7 to 10:	Projection

• Outputs

Mixes 1:	In ear monitors Director to Staff
Mixes 2:	Director to public audience
Mixes 3:	To recorder Logic
Mixes 4:	To Genelec house mix monitor
Mixes 5:	To subwoofer
Mixes 6:	
Mixes 7:	To Screen # 1
Mixes 8:	To Screen # 2
Mixes 9:	To Screen # 3
Mixes 10:	To Screen # 4
Mixes 11 and 12:	Front PA L+R pair at the back on the room
Mixes 13 and 14:	Medium PA L+R pair in the center of the room
Mixes 15 and 16:	Bar PA L+R pair near the bar

EQUIPMENT ONLY NECESSARY WHEN WE HAVE AN INTERVIEW WITH SOMEONE IN THE CITY

- 1 Shotgun Microphone Sennheiser MKH-416
- 1 Wireless Lavalier Microphone set Sennheiser EW 112-P G3 (EK 100 G3 receiver, SK 100 G3 bodypack transmitter with belt clip, ME 2 condenser cardioid clip-on microphone, CL 100 line output cable)
- 1 Portable Digital Recorder Zoom H4N (or Tascam DR-40) + 16GB U1/UHS-I SD CARD
- 1 XLR cable (at least 2 meter long)
- 1 Boompole set (boompole + boom suspension mount + windshield)
- 1 Headphone Sony 7506 or better

05 - VIDEO

Provide by the company (all the equipment)

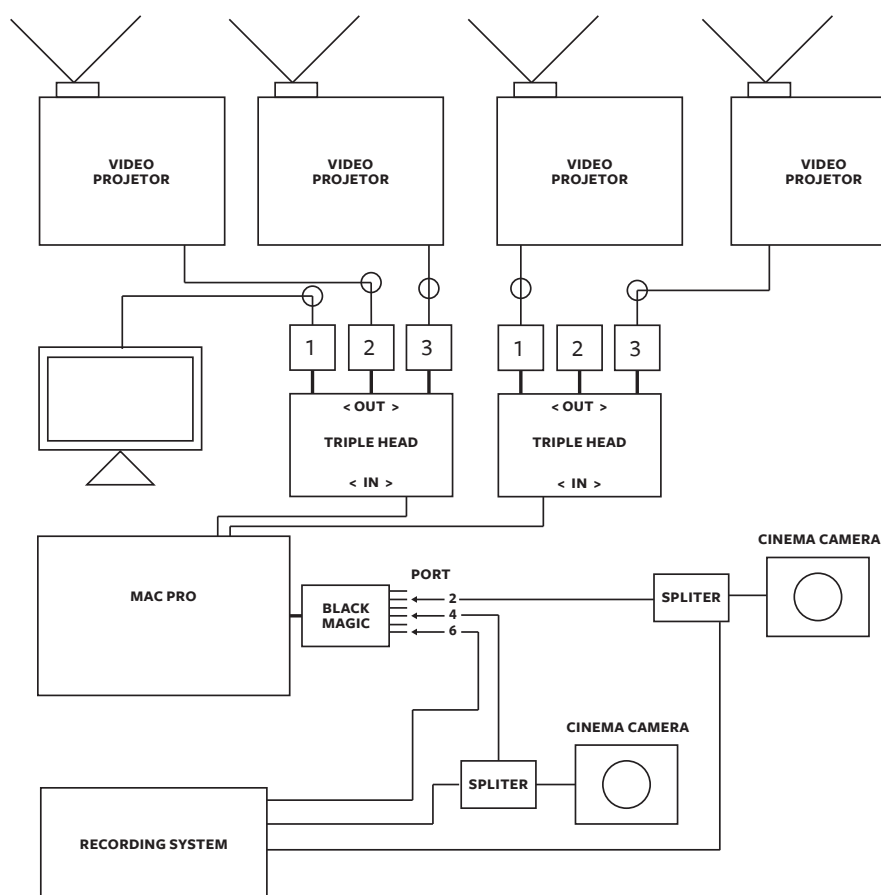
- 4 video projectors
- 1 Blackmagic Cinema camera MTF
- 1 Blackmagic Pocket Cinema Camera
- 2 Tripods – for the cameras
- 1 TV/Monitor LCD LED 10” Full HD
- 1 monitor HDMI
- 1 Macbook Pro – for the live edition
- 2 Triple head 2GO
- 1 Focusrite 214
- 1 Isadora key
- 5 display port-hdmi adapters
- 1 network-USB adapter
- 1 ATEM production studio 4k
- 1 mini conversor HDMI-SDI
- 2 splitter SDI

Provide by the venue

Cables

- 3 – SDI/20m
- 9 – SDI/1m
- 5 – HDMI/15m
- 3 – HDMI/1m
- 1 – Network/1m

A FLORESTA QUE ANDA // VIDEO - MAIN SYSTEM // TECHNICAL RIDER



EQUIPMENTS :

- VIDEO PROJETOR (QTD: 04)
- MAC PRO (QTD:01)
- MONITOR (QTD:01)
- BLACKMAGIC CINEMA CAMERA (QTD:02)
- TRIPLE HEAD 2GO (QTD:02)
- FOCUSRITE 2i4 (QTD:01)
- ISADORA KEY (QTD:01)

CABLES:

- SDI / 20 M (QTD: 02)
- SDI / 1 M (QTD: 07)
- HDMI /15 M (QTD: 01)
- HDMI /1M (QTD:01)

ADAPTERS:

- DISPLAY PORT - HDMI (QTD: 05)

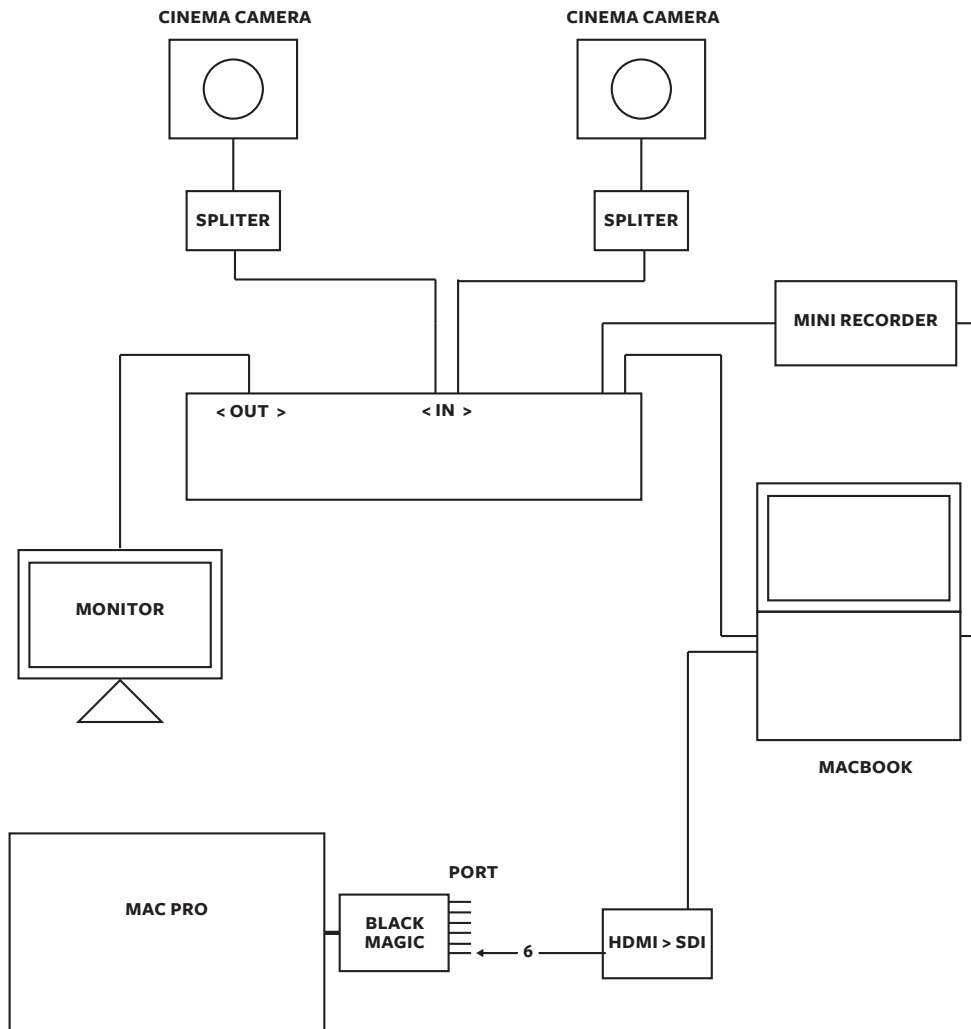
MAC PRO CONFIG :

Quadcore
12GB RAM Memory
Internal video card Radeon HD750
BlackMagic Quad SDI (Video Capture)

VIDEO PROJETOR CONFIG:

SONY

A FLORESTA QUE ANDA // VIDEO - REC SYSTEM// TECHNICAL RIDER



EQUIPMENTS :

- ATEM PRODUCTION STUDIO 4K (QTD:01)
- BLACKMAGIC CINEMA CAMERA (QTD:02)
- LAPTOP MACBOOK PRO (QTD: 01)
- MINI CONVERTER HDMI TO SDI (QTD:01)
- SPLITTER SDI (QTD:02)
- MONITOR HDMI (QTD:01)

CABLES:

- SDI / 20 M (QTD: 01)
- SDI / 1 M (QTD:02)
- HDMI /1M (QTD:02)
- THUNDERBOLT (QTD:01)
- NETWORK /1M (QTD:01)

ADAPTERS:

- NETWORK - USB (QTD: 01)

MACBOOK PRO CONFIG :

06 – SUBTITLES (provided by the venue)

For non-Portuguese speaking countries, must be translate the follow texts:

- Videos from each screen (4)
- lines from the original Macbeth that the audience speaks and recorder in audio
- lines that the actress speaks

Equipment provide by the venue

01 video projector 5000 ansilumen (see the location on the picture here)

+Cables + shutter

(Subtittles goes on the right of the bar. See the picture here)

p.s: It'll be run by our own laptop

Place of subtitles in red



07- PERISHABLES AND PROPS **(provided by the venue)**

- 1 fresh fish per performance (complete with head, víscera/offal, etc) = if 2 performances, we need 2 fresh fishes. And 1 fresh fish for general rehearsal.
- 2 bottles of white wine per performance.
- 500ml of edible blood (scenic blood) for 2 or 3 performances.
- 5 kgs of ice chopped per performance.
- Baby wipes and papers towels to clean artificial blood:



BAR (depending the number of the spectators)

- beer, wine, champagne/prosecco, juice, etc (the venue decide what offer or sell).
- mineral/tap watter
- ice for the beverages
- snacks

OBS:

- All foods and beverages are served to the audience
- the venue must provide plastics glasses for water, wine and champagne,etc
- We need also all perishables for the general rehearsal

08 – LOCAL CREW **(for rehearsals and performances)**

01 – translator (must be woman) – native language/portuguese

01 – barman

02 – cleaners (after each performance there are a lot water on the bar and around, also glasses left by the audience and bloody and water at the house mix) we need clean up all space before the next show and we only have 15min for that. Please, you will provide them many mops.

03 – SSiAP or security person: if during the show you have a person of security, please inform that the actress does some voluntaries faintings during the show. It's part of the show !

09 - SCHEDULE

All arrangements regarding labor calls and / or needs are the responsibility of the Presenter. The labor calls shall be based on the premise that able-bodied stagehands, which have an expertise in specific departments. The Company will travel with a minimum crew whose primary function will be to supervise and coordinate the local crews to assure a smooth and safe engagement.

We need 2 days before the first show to set up and rehearsals.

PROFESSIONALS	IN	RUN	OUT
Truck Loaders	04	0	04
Scenery technicians	02	0	02
Electrics	02	01	02
Wardrobe / Costumes	01	01	01
Video	01	01	01
Sound	02	01	01
Cleaners	02	02	02
Barman	01	01	01

OBS:

- *The barman must be in the rehearsals and 2 hours before the 1st performance*
- *The wardrobe must be in the venue the day of the general rehearsal and after the shows we have the costumse to wash*
- *Plan a parking lot for our truck (normally 50m3 vans) over all the period of our presence*
- *The boxtruss must be rent and set up by the venue or the rental company*

10 - Dressing Rooms

Company needs

- A minimum of 2 dressing rooms : 1 for the actress and 1 for crew and material
- Shower with hot water
- 06 bath towels
- 30 bottles 25cl of mineral water per day
- We would be grateful for a catering

Dresser

We will plan a detail schedule according to the condition of costumes at our arrival.

- If the costumes are clean, the dresser should be at the theatre on the second day of the set up, to hang all the costumes after ironing them.
- If the costumes are dirty, it must be washed, so the dresser should be at the theatre on the first day of the set up

Each day we need the costumes (ironed and cleaned) in place 2 hours before the show.

The dresser pick up costumes after each show, to wash some and dry some items because of the water on the stage.

	COSTUMES	CLEAN	DRY	FREQUENCE
2 BARMEN	2 blue aprons	40°C	tumble dryer, delicates	1/week
	6 blue shirts (2 is playing)	30°C	tumble dryer, delicates	each show
	1 black vest	30°C	tumble dryer, delicates	1/week
	1 grey vest	30°C	tumble dryer, delicates	1/week
	1 black tie with white points	by hand	air dry	when it's dirty
	2 striped towel, 1 white towel	90°C	tumble dryer	each day
JULIA	3 grey skirts (only one is playing)	30°	tumble dryer, delicates	each show

	1 green skirt (sapre)	30°	tumble dryer, delicates	each show
	3 green tee shirt (only one is playing)	30°	tumble dryer, delicates	each show
	1 tee shirt elastane grey (spare)	30°	tumble dryer, delicates	each show
	2 green boleros (only one is playing)	30°	tumble dryer, delicates	each show
	underwear : 1 black boxer, pink underpants and pink bra	40°c	tumble dryer, delicates	each show

Prefer air dry when is possible.

ATTENTION PLEASE : 2 shows per days (minimum). Julia's costumes are completely wet at the end of the show.

11 –our technical crew

1 camera man – 1 sound technician – 1 light technician – 1 video technician – 1 Machinery technician – 1 stage technician – 1 tour manager

12 – video links

Edition 30' with English subtitles: <https://vimeo.com/151929743>
password: thewalkingforest

Teaser 4' with English subtitles: <https://vimeo.com/154633107>

Do not hesitate to get in touch with us if you have any question

Thank you

www.christianejatahy.com.br